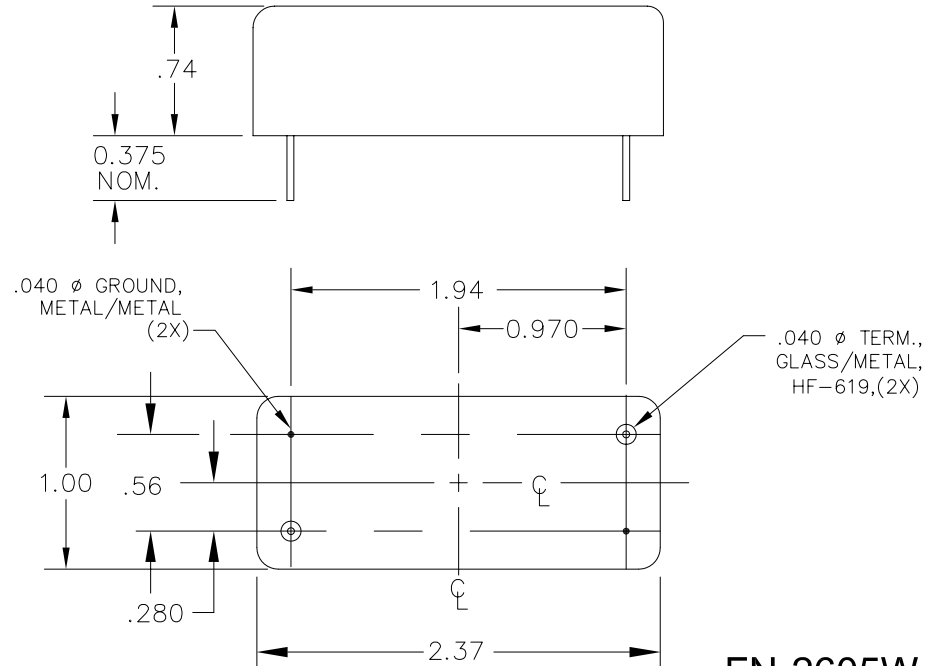
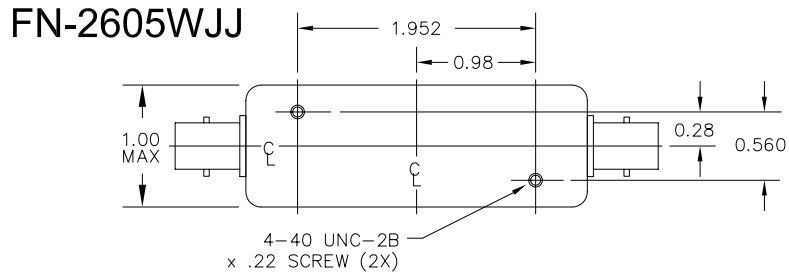
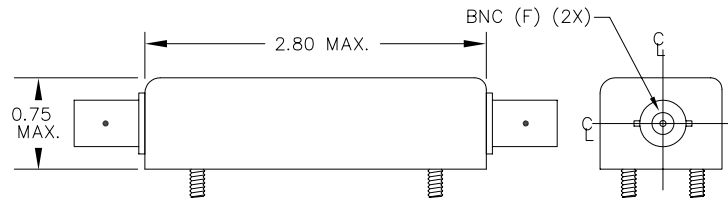
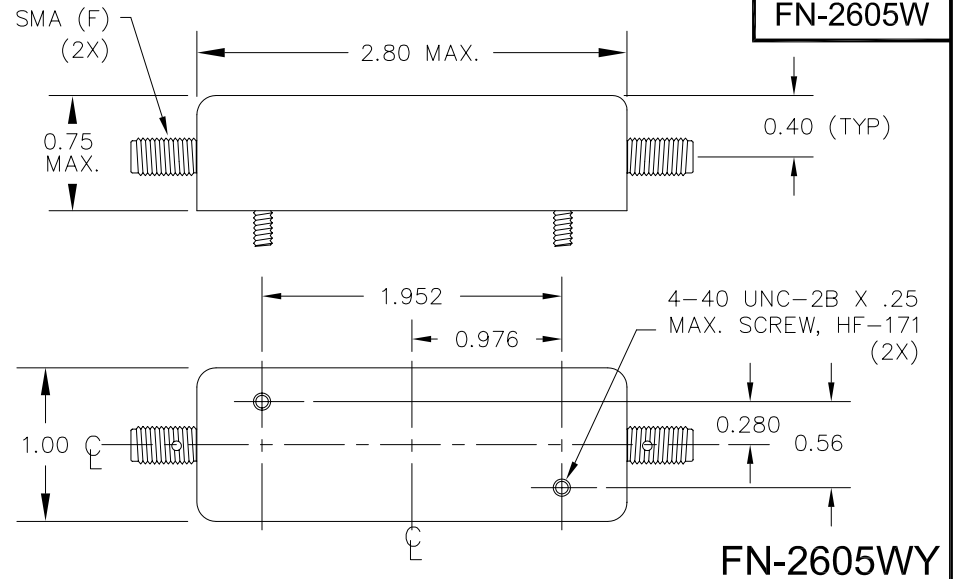


# BANDSTOP FILTER

**Fo:** 7.675 MHz  
**IMPEDANCE :** 50 OHMS (IN & OUT)  
**INSERTION LOSS:** 1.0 dB MAX  
**RIPPLE:** 1.0 dB MAX  
**PASSBAND LESS NOTCH = DC to 30 MHz**  
**3dB BANDWIDTH:** -780 +690 KHz MAX  
**60dB BANDWIDTH:** ±26 KHz MIN  
**OPERATING TEMPERATURE :** -40°C to +70°C



## FN-2605W DRAWING SUMMARY

**FILTRONETICS, INC.**  
 6010 PARRETTA DR.  
 KANSAS CITY, MO 64120  
 816-231-7375  
 FAX 816-241-0368  
 WWW.FILTRO.NET

TOLERANCES UNLESS NOTED

ANGLE = ± 1°	HOLES
.XX = ± .020	± .002
.XXX = ± .010	

REVISED 10/13/03

**FN-2605W**  
 (STYLE A)