

SPECIFICATION

COMMERCIALLY AVAILABLE

PART NUMBER: CFN-19503
ITEM: CERAMIC NOTCH FILTER

Revision Made: 8/24/10 revised to change part number

ISSUED	CHECKED	CHECKED	CHECKED
7/14/08 mw 8/24/10 kn	8/25/2010 SRJ	8/26/2010 BF	

1. APPLICATION

THIS SPECIFICATION APPLIES TO BAND PASS FILTER USING DIELECTRIC RESONATORS.

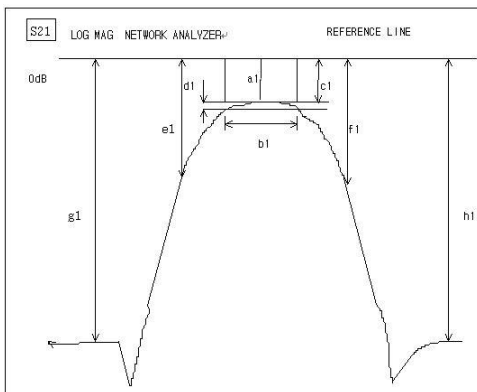
2. PART NUMBER:

PART NO	CFN-19503
PACKAGING	PLASTIC TRAY

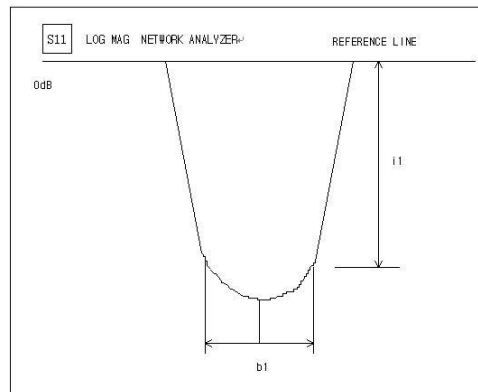
SPECIFICATIONS

ITEMS		SPECIFICATION
Center Frequency (Fn)		1950 MHz
Notch Band Width		Fo +/-200 KHz
Insertion Loss	1920 MHz	3.5 dB Max
	1990~2000 MHz	3.5 dB Max
Attenuation [absolute value]	AT 1950+/-200 KHz	40 dB Min
Impedance		50Ω
Maximum Input Power		1 W
Operating Temperature Range		-25 ~ +60°C

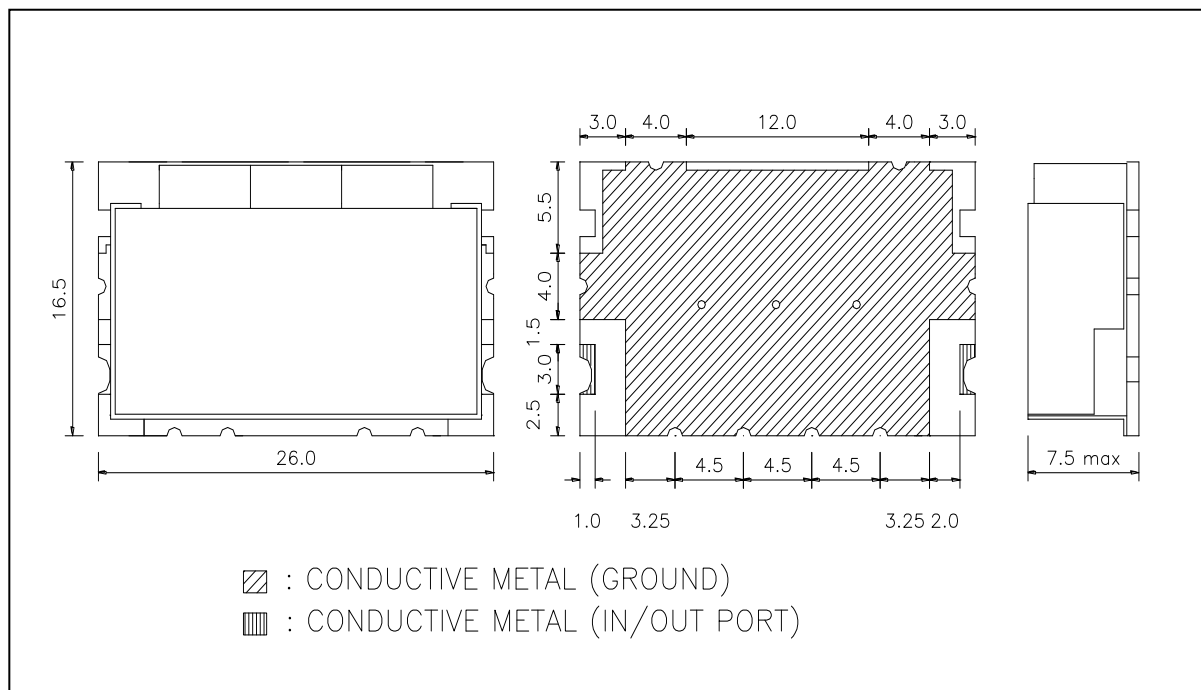
S21 LOG MAG NETWORK ANALYZER



S11 LOG MAG NETWORK ANALYZER



4. DIMENSIONS:



MATERIAL SPECIFICATION

1. PCB
 - 1) MATERIAL: FR4
 - 2) TERMINALS: Au PLATED
2. METAL CASE
 - 1) MATERIAL: Sn OR Ni PLATED
3. RESONATOR
 - 1) COATING MATERIAL: Ag
4. ROHS Compliant

MARKING

PART No: CFN-19503
Date Code

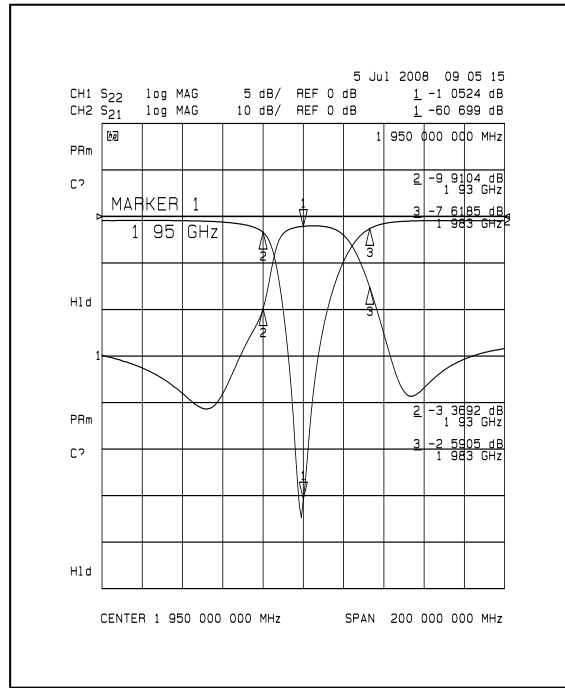
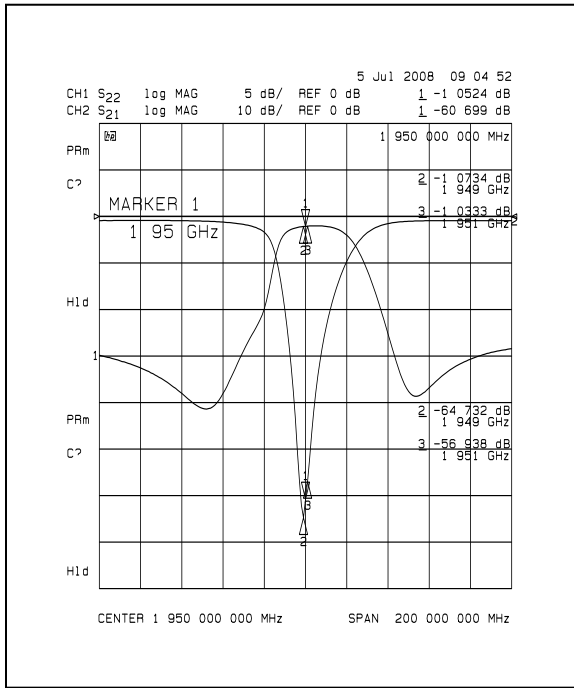
UNIT: MM
TOLERANCE: +/-0.5MM
IN/OUT LAND: +/-0.3MM

● CAUTIONS:

1. When handling products, be careful not to damage the outer-electrode.
2. When handling products be careful not to touch the outer-electrode with bare hands or solder-ability is reduced.
3. Do not apply excessive pressure or shock to product in handling or in transportation or damage to the ceramic filters may result.

5. GRAPHS:

S21 vs. S11 (INSERTION LOSS, RETURN LOSS, ATTENUATION)



S21 (OUT BAND ATTENUATION)

