

1. APPLICATION

THIS SPECIFICATION APPLIES TO A BAND PASS FILTER USING DIELECTRIC RESONATORS.

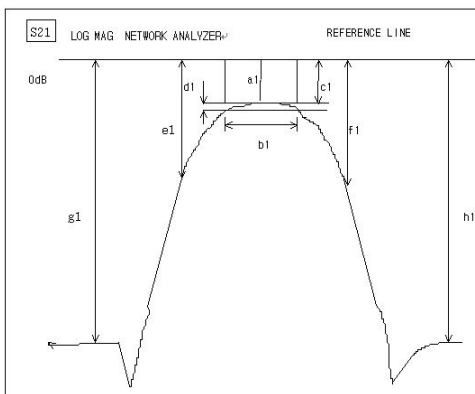
2. PART NUMBER

PART NO	CF-21400604A
PACKAGING	PLASTIC TRAY

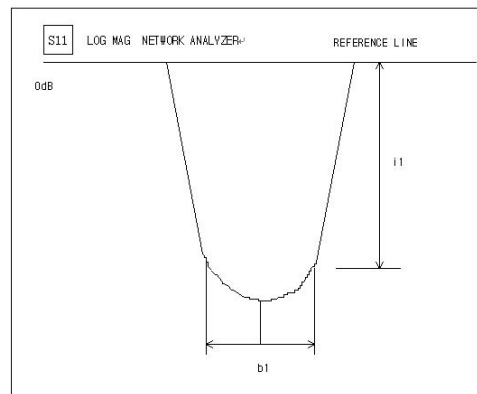
3. SPECIFICATIONS

NO	ITEMS	Ref.	SPECIFICATION
1	Center Frequency (Fo)	a1	2140 MHz
2	Pass Band Width	b1	FO +/-30 MHz
3	Insertion Loss AT Fo	a1	2.0 dB Max
4	Attenuation [Absolute Value]	AT 2042 MHz	30 dB Min
		AT 2260 MHz	30 dB Min
5	Return Loss IN PB	-	10 dB Min
6	Impedance	-	50Ω
7	Maximum Input Power	-	1 W (+30dBm)
8	Operating Temperature Range	-	-35 ~ +85°C

S21 LOG MAG NETWORK ANALYZER

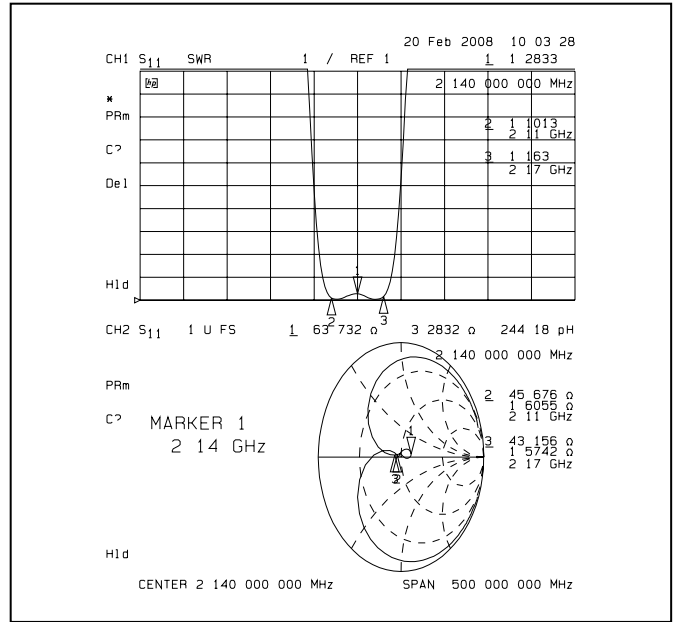
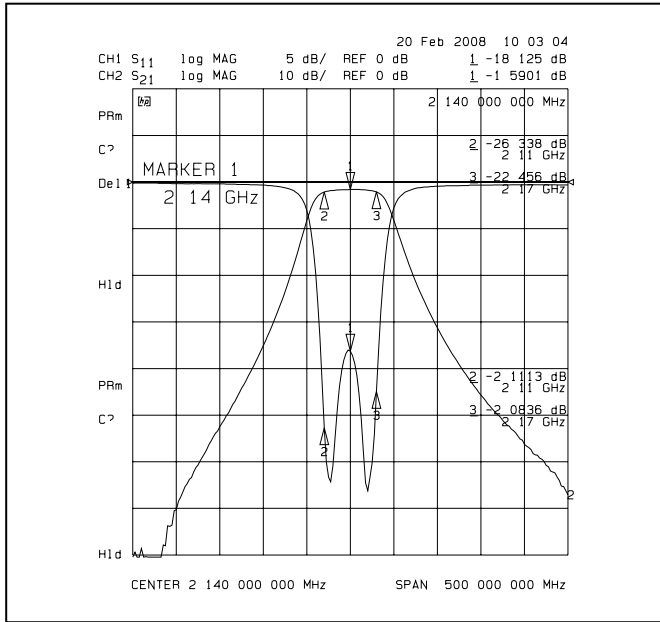


S11 LOG MAG NETWORK ANALYZER

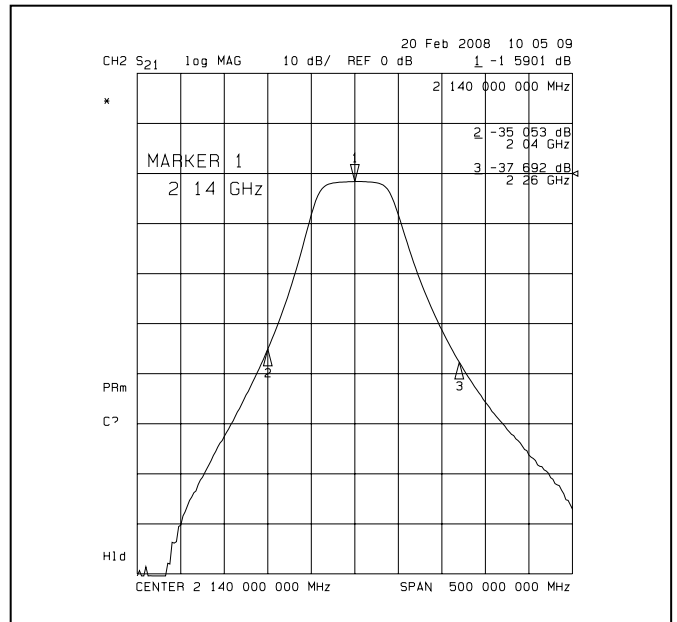
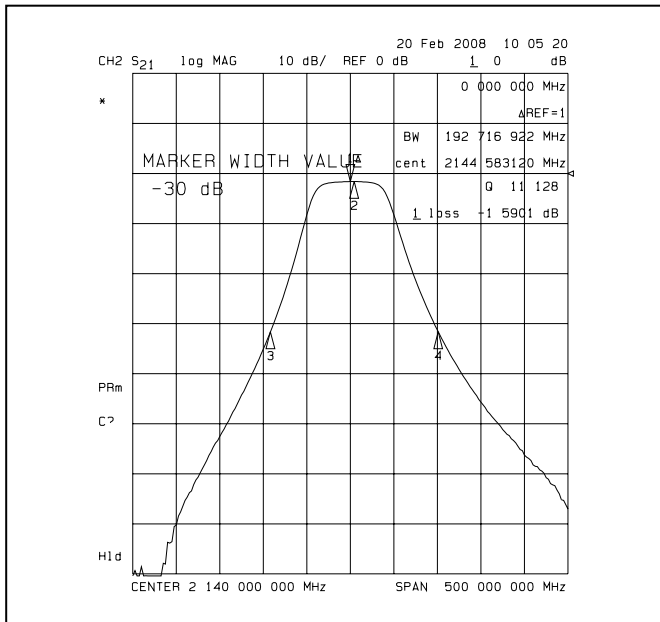


4. GRAPHS

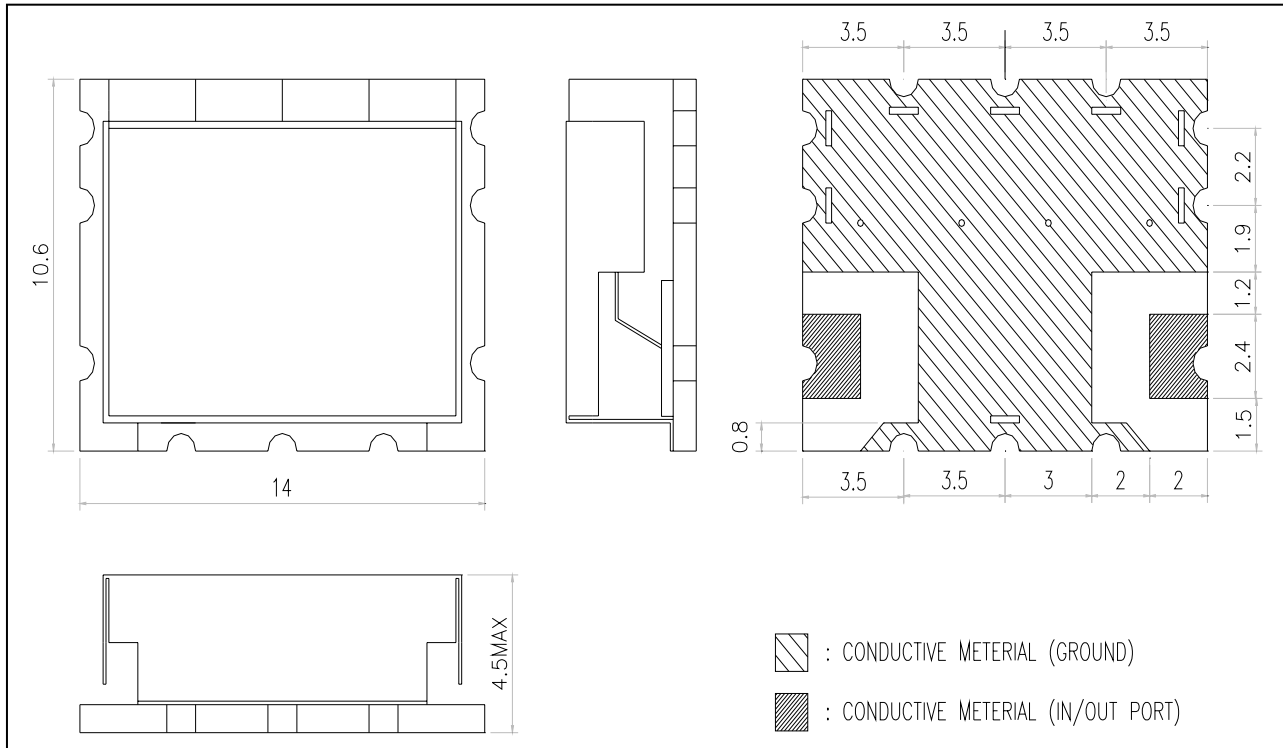
S21 vs S11(INSERTION LOSS, RETURN LOSS, V.S.W.R, SMITH CHART)



S21(30DB BAND WIDTH , ATTENUATION)



5. DIMENSIONS



MATERIAL SPECIFICATION

1. PCB
 - 1) MATERIAL: FR4
 - 2) TERMINALS: Au PLATED
2. METAL CASE
 - 1) MATERIAL: Sn OR Ni PLATED
3. RESONATOR
 - 1) COATING MATERIAL: Ag
4. ROHS Compliant

MARKING

PART No CF-21400604A
 Filtronetics
 Date Code

UNIT: MM
 TOLERANCE: +/-0.5MM
 IN/OUT LAND : +/-0.3MM

● CAUTIONS:

1. When handling products, be careful not to damage the outer-electrode.
2. When handling products be careful not to touch the outer-electrode with bare hands or solderability is reduced.
3. Do not apply excessive pressure or shock to product in handling or in transportation or damage to the ceramic filters may result.