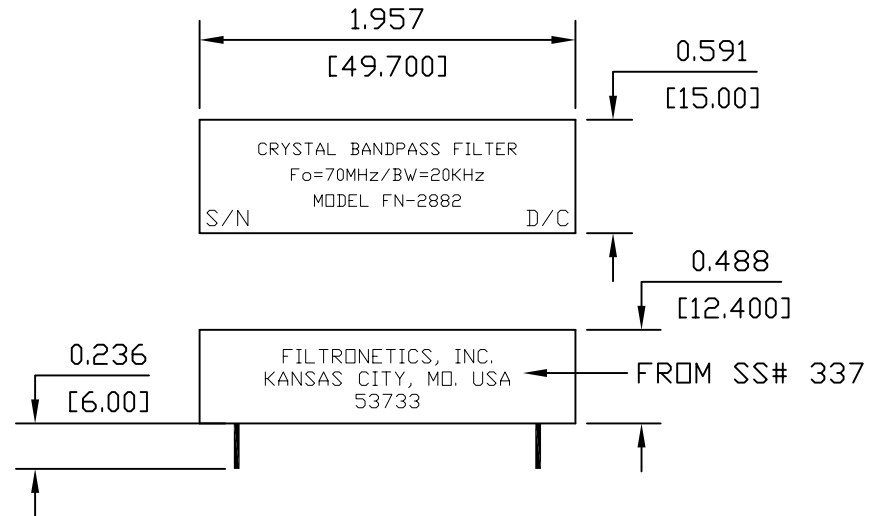


### CRYSTAL BANDPASS FILTER

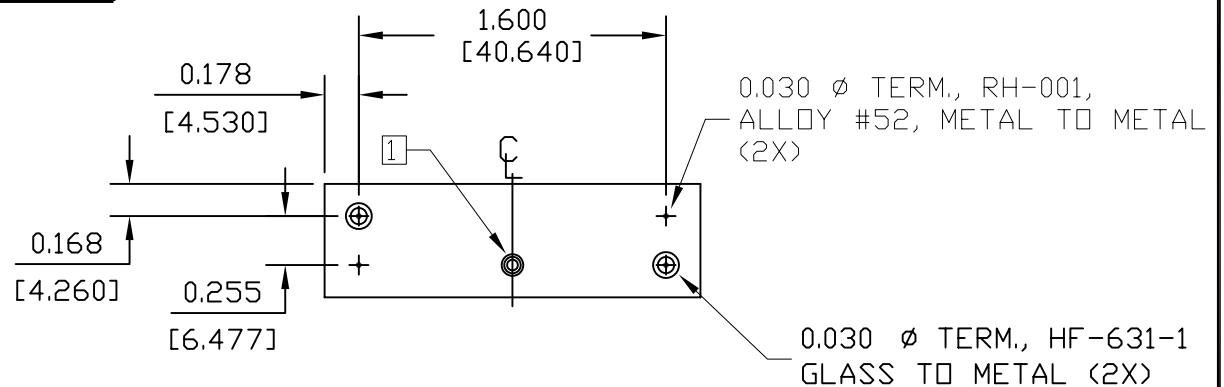
**Fo:** 70 MHz  
**INSERTION LOSS:** 6 dB MAX  
**3 dB BANDWIDTH:** 20 KHz MIN  
**PASSBAND RIPPLE:** 1 dB MAX  
**70 dB STOPBAND:** 60 KHz MAX  
**ULTIMATE REJECTION:** 70 dB MIN  
**SOURCE AND LOAD IMPEDANCE :** 50 ohms  
**INPUT POWER:** -10 dBm MAX  
**TEMPERATURE:** -35°C TO +65°C

SHIP WITH 2-56 SCREW (HF-129)  
AND LOCK WASHER (HF-300)



CAN = FA-627  
 COVER=FB-604  
 COVER=FB-605

**TOLERANCES:**  
 [.xx] = ±0.508 mm  
 [.xxx] = ±0.254 mm



Inches  
[mm]

#### FN-2882W DRAWING SUMMARY

**FILTRONETICS, INC.**  
 6010 PARRETTA DR.  
 KANSAS CITY, MO 64120  
 816-231-7375  
 FAX 816-241-0368  
 WWW.FILTRO.NET

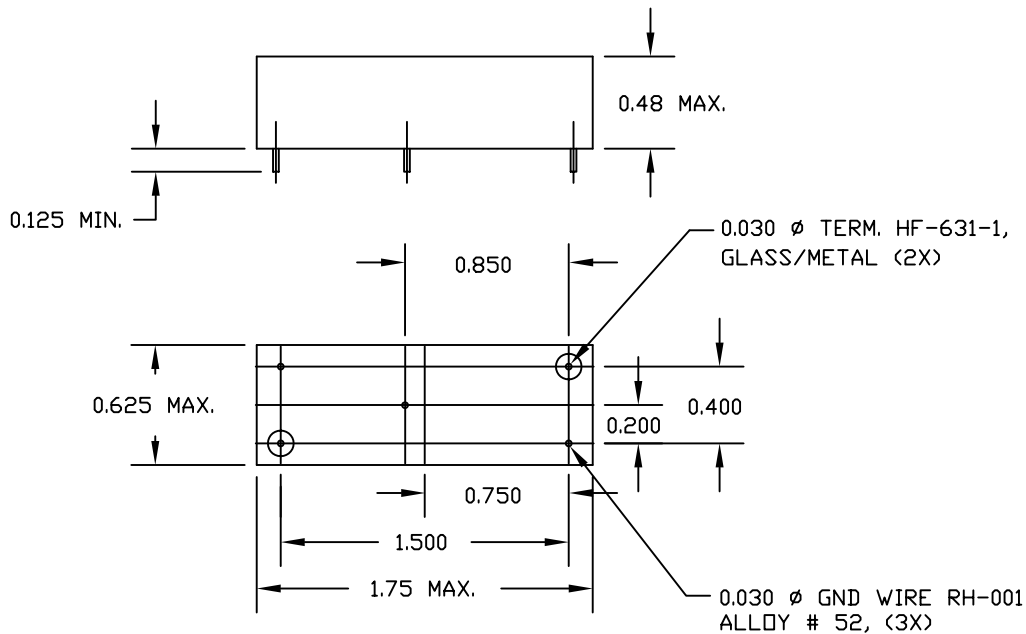
TOLERANCES UNLESS NOTED

ANGLE = ± 1°	HOLES
.XX = ± .020	± .002
.XXX = ± .010	

REVISED 04/02/2013

[1] 2-56 BLIND INSERT, OPTIONAL USE FOR MECHANICAL & POSITIVE ELECTRICAL GROUND

MARKING



CAN=FA-451  
COVER=FB-441

FN-2882W DRAWING SUMMARY

Inches

**FILTRONETICS, INC.**  
6010 PARRETTA DR.  
KANSAS CITY, MO 64120  
816-231-7375  
FAX 816-241-0368  
WWW.FILTRO.NET

TOLERANCES UNLESS NOTED

ANGLE = ± 1°	HOLES
.XX = ± .020	± .002
.XXX = ± .010	

REVISED 04/02/2013 SHEET 2 OF 2