

Dielectric Ceramic Filter Specification

After viewing or printing spec, use your browser back button to return to Over Stock Page

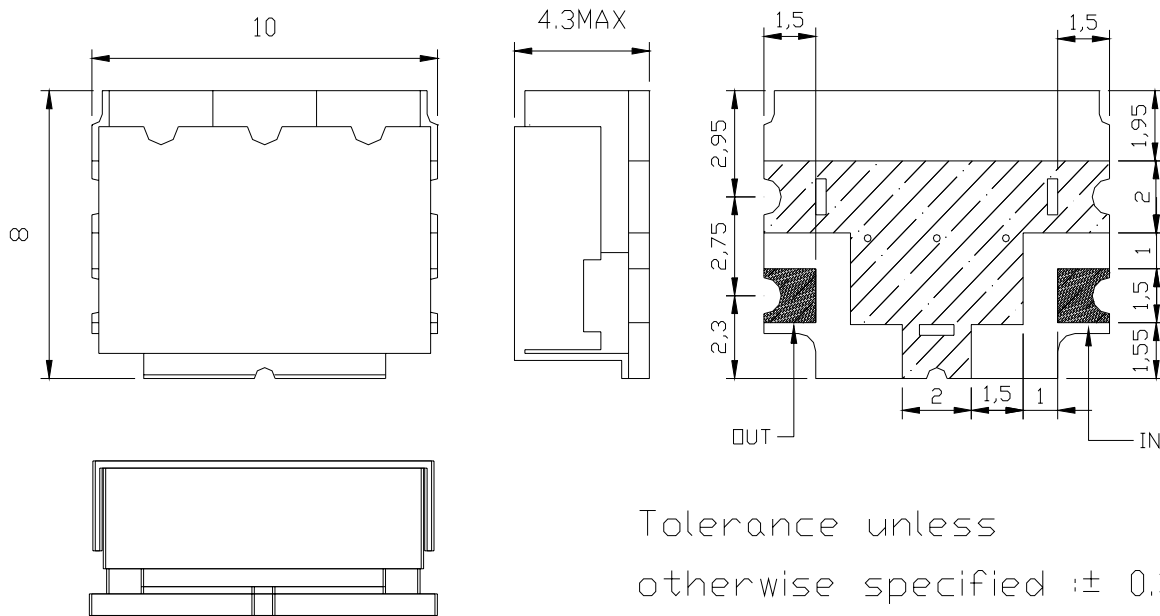
SPECIFICATIONS

1	Center Frequency (fo)	a1	1880 MHz	
2	Pass Band Width(PB)	b1	Fo+/-30MHz	
3	Ripple IN PB	d1	0.8dBmax	
4	V.S.W.R IN PB	b1	1.8 MAX	
5	Insertion Loss IN PB	b1	2.2 dB max	
6	Attenuation	Fo+/-100	e1~f1	15 dB min
		Fo-400 MHz	g1	47 dB min
		Fo+400 MHz	h1	45 dB min
		MHz	h1	DB min
7	Impedance		50Ω	
8	Maximum Input Power		1 W (+30dBm)	
9	Group Delay Time in PB		ns max	
10	Operating Temperature Range		-20 ~ +70 degree(°C)	

Filtronetics, Inc

6010 Parretta Dr.
 Kansas City, MO 64120
 P: 819-231-7375
 F: 816-241-0368
 Email: info@filtro.net
www.filtro.net

Part Number: CF-18800603F
Dielectric Ceramic Filter Specification



Tolerance unless
 otherwise specified ± 0.3
 unit:mm

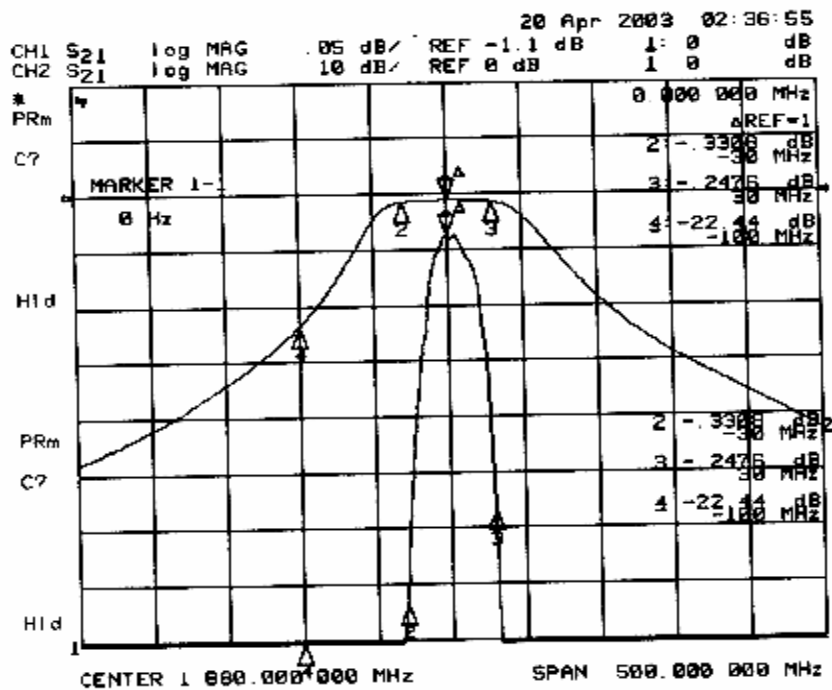
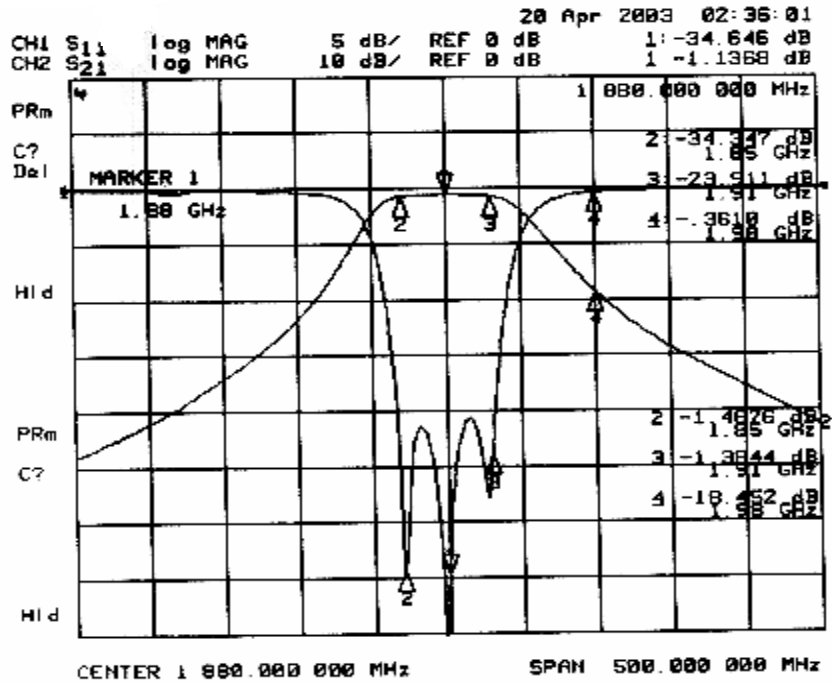
1. PCB
 - 1) MATERIAL : FR-4
 - 2) TERMINALS : Gold PLATED

2. CASE
 - 1) MATERIAL : Sn/Pb OR Ni PLATED

3. RESONATOR
 - 1) COATING MATERIAL : Ag

Filtronetics, Inc
 6010 Parretta Dr.
 Kansas City, MO 64120
 P: 819-231-7375
 F: 816-241-0368
 Email: info@filtro.net
www.filtro.net

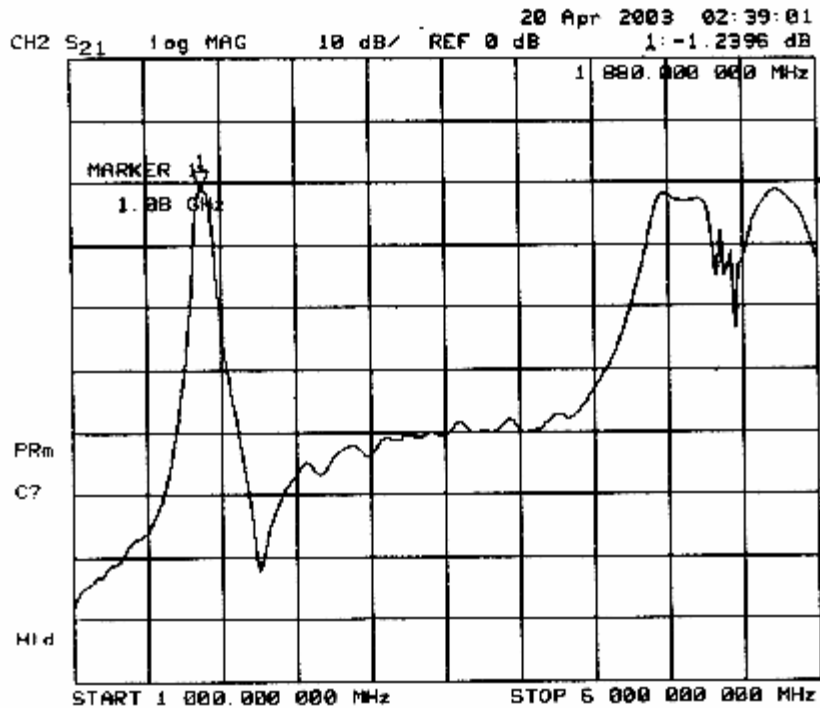
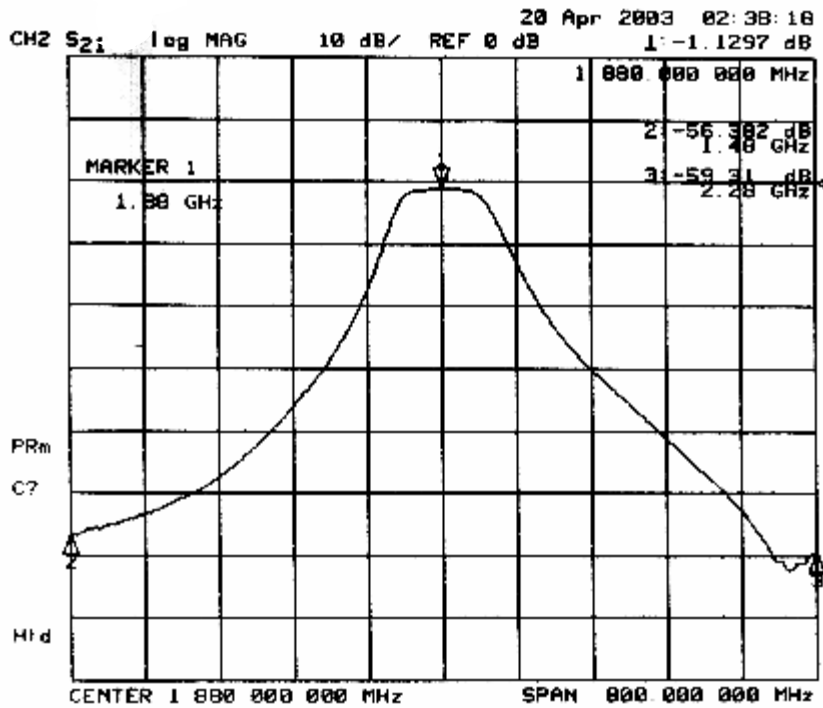
Part Number: CF-18800603F
Dielectric Ceramic Filter Specification



Pass Band and Return Loss

Filtronetics, Inc
 6010 Parretta Dr.
 Kansas City, MO 64120
 P: 819-231-7375
 F: 816-241-0368
 Email: info@filtro.net
www.filtro.net

Part Number: CF-18800603F
Dielectric Ceramic Filter Specification



Stop Band

Filtronetics, Inc
 6010 Parretta Dr.
 Kansas City, MO 64120
 P: 819-231-7375
 F: 816-241-0368
 Email: info@filtro.net
www.filtro.net

Part Number: CF-18800603F
Dielectric Ceramic Filter Specification

RELIABILITY TEST AND CONDITIONS

ITEM	TEST CONDITIONS	REQUIREMENTS
Operating Temp. Range		- 20°C ~ + 75°C
Resistance to solder heat	Preheat temperature : 120 to 150°C Preheat time : 1 to 1.5 min Solder temperature : 260 +/- 10°C Dipping time : 10 +/- 0.5 sec	No damage such as cracks should Be caused in chip element.
Solderability	Preheat temperature : 120 to 150°C Preheat time : 1 to 1.5 min Solder temperature : 235 +/- 5°C Dipping time : 5 +/- 1 sec	More than 80% of the terminal electrode shall be covered with new solder
Heat resistance (High-temperature load)	Temperature : 75 +/- 2°C Applied voltage : Rated voltage Applied current : Rated current Recovery : 1 to 2hrs of recovery under the standard condition after the removal from test chamber.	No mechanical damage. After test, the device shall satisfy the specification in section 3.
Thermal shock (Temperature cycle)	Conditions for 1 cycle / Step 1 : + 75°C 15 min Step 2 : - 20°C 15 min Number of cycle : 10	No mechanical damage. After test, the device shall satisfy the specification in section 3.
Humidity resistance	Temperature : 40 +/- 2°C Humidity : 90 to 95% RH Duration : 96 +/- 5 hrs Recovery : 1 to 2hrs of recovery under the standard condition after the removal from test chamber.	No mechanical damage. After test, the device shall satisfy the specification in section 3.
Vibration	Frequency : 10 ~ 50 Hz Amplitude : 1.52mm (0.060 inches) Direction and time : X, Y and Z Directions for 30 min each.	No mechanical damage. After test, the device shall satisfy the specification in section 3.

Filtronetics, Inc
6010 Parretta Dr.
Kansas City, MO 64120
P: 819-231-7375
F: 816-241-0368
Email: info@filtro.net
www.filtro.net

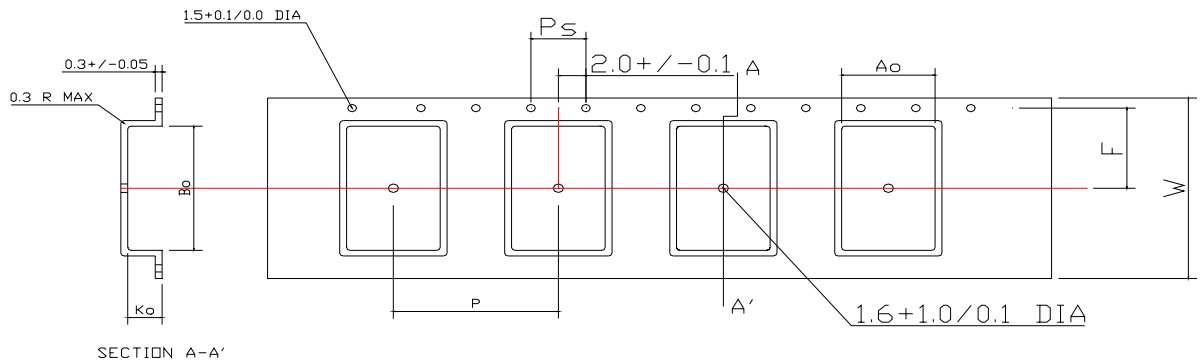
Part Number: CF-18800603F
Dielectric Ceramic Filter Specification

PACKING DIMENSION

Tape & Reel

9.1.1 MATERIAL TYPE : PS

9.1.2. TAPE DRAWING



DIMENSION	W	P	Ao	Bo	Ko	Ps	F
SPEC	24.00	16.00	11.70	18.90	4.00	4.00	11.50
TOLERANCE(+/-)	0.3	0.2	0.2	0.2	0.2	0.2	0.2

- All dimensions are in mm.
- Camber not to exceed 1.0mm in 100mm.
- The maximum cumulative tolerance is +/-0.2mm for 10 sprocket hole pitch
- Thickness of carrier tape is 0.4mm
- 500 pockets per reel

Filtronetics, Inc

6010 Parretta Dr.
 Kansas City, MO 64120
 P: 819-231-7375
 F: 816-241-0368
 Email: info@filtro.net
www.filtro.net

Part Number: CF-18800603F
Dielectric Ceramic Filter Specification